

Bravi Lite



And work just became fun again...

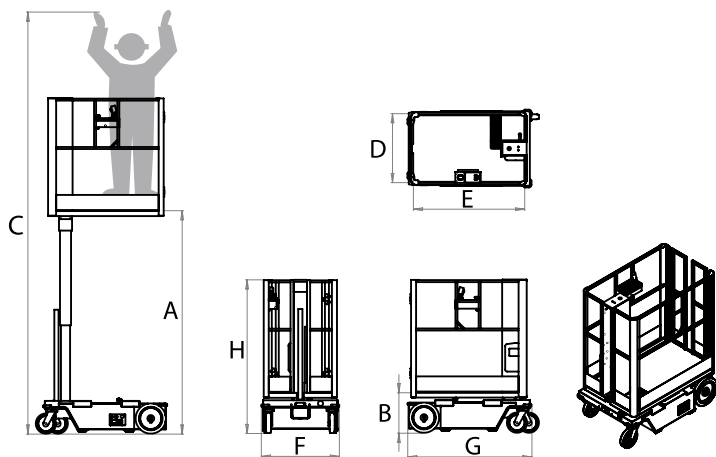
This all-new platform from Bravi uses proven technology and yet is **MORE COMPACT** and **EVEN LIGHTER** than most currently available platforms; it also boasts a **LOWER COST OF OWNERSHIP**.

And better still, the BRAVI LITE retains the strength, reliability and versatility that our customers have come to expect from a Bravi platform.

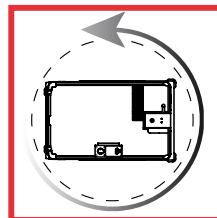
At a glance:

- Self-propelled - It drives at a full working height of 4.2 mtrs! Class leader in sector
- Lightweight - It weighs under 400 Kilos. Ideal for use on raised access floors
- Compact - It is more compact at only 1.1 mtrs x 0.76 mtrs x 1.5 mtrs
- Green – environmentally friendly from manufacturing to utilization







ZERO
Inside Turning Radius
and 1000 mm (39")
Outside Turning Radius



- Swing entry gate with stainless steel hinges and integral toeboard for safe and easy access to the platform
- Integral fork pockets make light work of transporting the Lite
- Easy to use joystick operates fully proportional lift and drive for precise and easy manoeuvrability
- Low platform entry height for easier access
- Direct electric drive gives unbeatable usage between recharges
- Simple control system for ease of use
- Minimal componentry makes the Lite a perfect addition to your fleet
- Reinforced all-steel powder-coated chassis and cage means the Lite with withstand the harshest of work environments
- Proven Easy-Load system, provides increased ground clearance for use on steep ramps /uneven work sites.

| Technical Data | Metric | US |
|-----------------------------------------------------------------------------------------------------------|----------------------------------------------|----------------------------------|
| Platform Height Elevated | 2210 mm | A 7ft 3in |
| Platform Height Lowered | 398 mm | B 1ft 3in |
| Max Working Height | 4210 mm | C 14ft |
| Platform Width | 682 mm | D 2 ft 2 in |
| Platform Length | 1101 mm | E 3 ft 7 in |
| Base Width | 772 mm | F 2 ft 6 in |
| Base Length | 1229 mm | G 4 ft |
| Stowed Height | 1520 mm | H 4 ft 11 in |
| Maximum Capacity | 1-person + tools 180kg 397lbs | 1-person + tools 180kg 397lbs |
| Total Transport Weight  | 398 kg | 877lbs |
| Total Transport Weight  | 438 kg | 965 lbs |
| Gradeability | 35% | 35% |
| Inside Turning Radius | Zero | Zero |
| Batteries | 2 - 12V 85 Ah | 2 - 12V 85 Ah |
| Power source | 110/220v | 110/220v |
| Max drive speed (lowered) | 3km/h | 1,9km/h |
| Elevated Drive Speed | 0.6km/h | 0.35mph |
| STANDARD COMPLIANT | Ansi A92.6, CE Compliant, AS1418.10 (int) | |



Compact & Powerful



Integral fork pockets

